



US00D691820S

(12) **United States Design Patent**  
**Adams et al.**

(10) **Patent No.:** **US D691,820 S**

(45) **Date of Patent:** **\*\* Oct. 22, 2013**

(54) **STACKABLE BAR STOOL HAVING ARMS AND A BACK**

(71) Applicants: **William E. Adams**, Portersville, PA (US); **Matthew Goodworth**, Pittsburgh, PA (US); **Robert G. Schreiber**, Prospect, PA (US)

(72) Inventors: **William E. Adams**, Portersville, PA (US); **Matthew Goodworth**, Pittsburgh, PA (US); **Robert G. Schreiber**, Prospect, PA (US)

(73) Assignee: **Adams Mfg. Corp.**, Portersville, PA (US)

(\*\*) Term: **14 Years**

(21) Appl. No.: **29/459,759**

(22) Filed: **Jul. 3, 2013**

(51) **LOC (9) Cl.** ..... **06-01**

(52) **U.S. Cl.**  
USPC ..... **D6/360**

(58) **Field of Classification Search**  
USPC ..... D6/334-336, 349, 360, 371, 372, 373, D6/374, 375, 376, 379, 380, 716, 716.1, D6/716.2, 716.3, 716.4; 297/411.42, 297/411.43, 411.44, 445.1, 446.1, 449.1, 297/452.12

See application file for complete search history.

(56) **References Cited**

U.S. PATENT DOCUMENTS

2,435,064 A	1/1948	Weill	
D149,637 S	5/1948	Hayes et al.	
D357,592 S	4/1995	Kellen	
D431,380 S *	10/2000	Hutton	D6/360
D555,401 S	11/2007	Adams	
D555,942 S	11/2007	Adams	
D617,567 S *	6/2010	Stiker Metral	D6/360
D634,132 S	3/2011	Schultz	
D645,266 S	9/2011	Aubry et al.	
D651,006 S	12/2011	Jordan et al.	
D654,279 S *	2/2012	Barile	D6/360
D684,782 S *	6/2013	Adams	D6/360

\* cited by examiner

*Primary Examiner* — Mimosa De

(74) *Attorney, Agent, or Firm* — Buchanan Ingersoll & Rooney PC

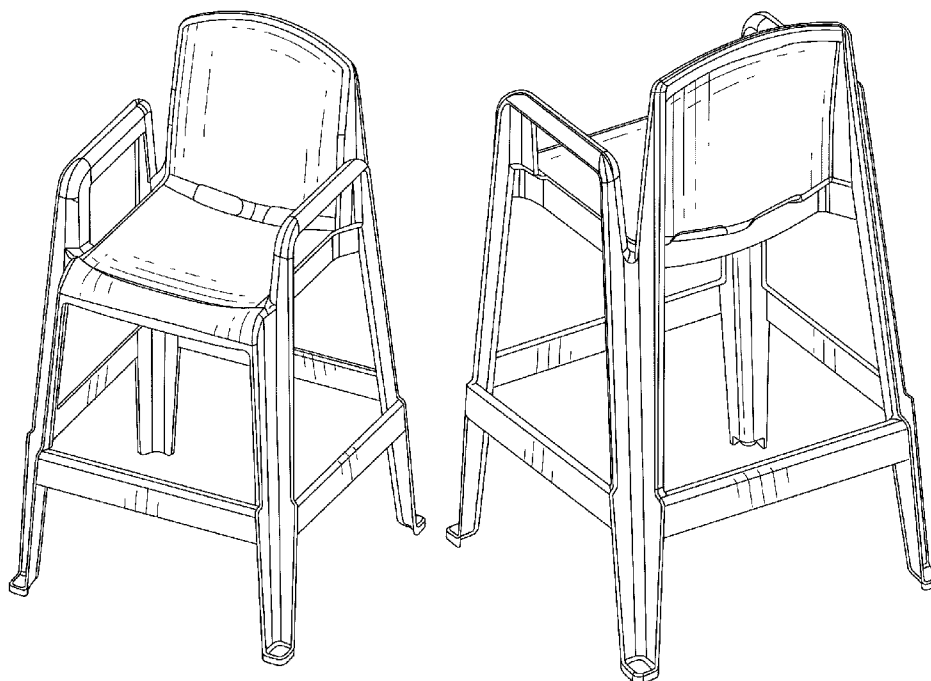
**CLAIM**


(57) The ornamental design for a stackable bar stool having arms and a back, as shown and described.

**DESCRIPTION**

FIG. 1 is a front view of our stackable bar stool having arms and a back;  
FIG. 2 is a left side view thereof, the right side view being a mirror image thereof;  
FIG. 3 is a rear view thereof;  
FIG. 4 is a top view thereof;  
FIG. 5 is a bottom view thereof;  
FIG. 6 is a front perspective view thereof; and,  
FIG. 7 is a rear perspective view thereof.

**1 Claim, 6 Drawing Sheets**





*FIG. 1*

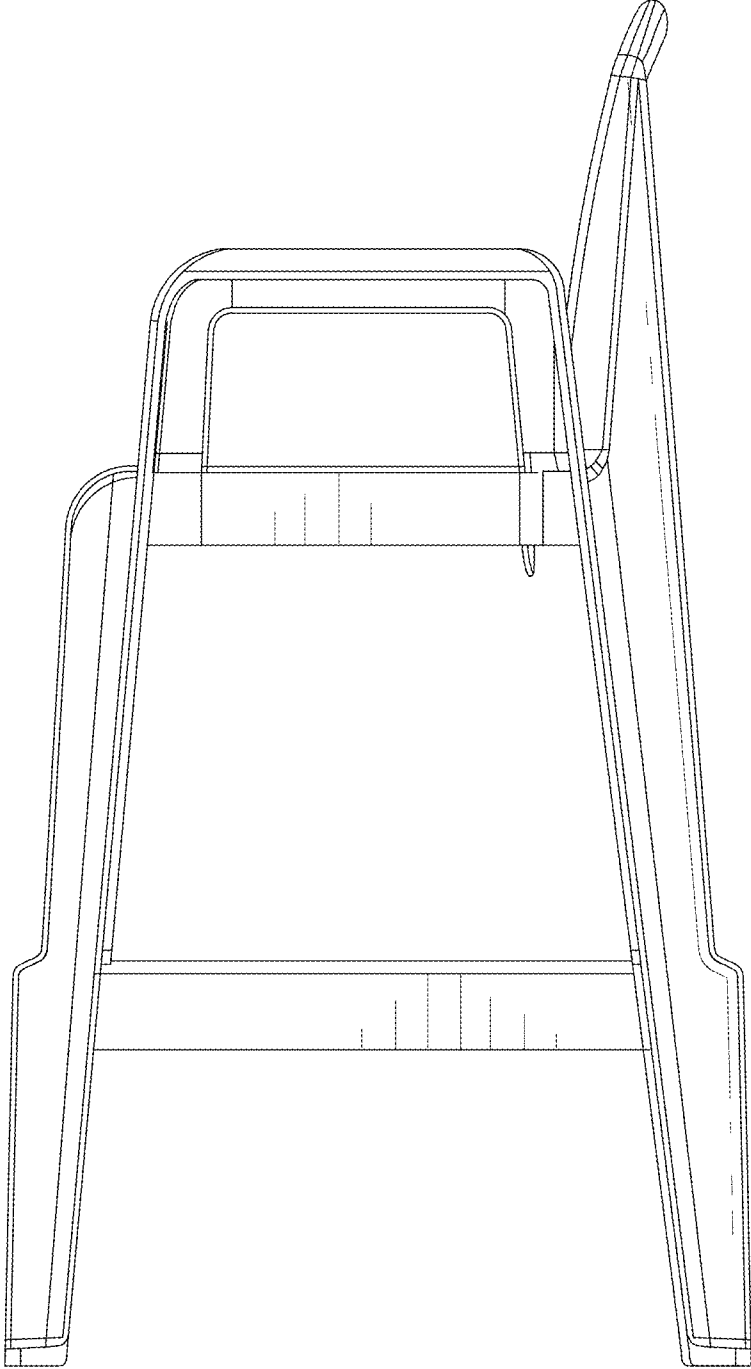
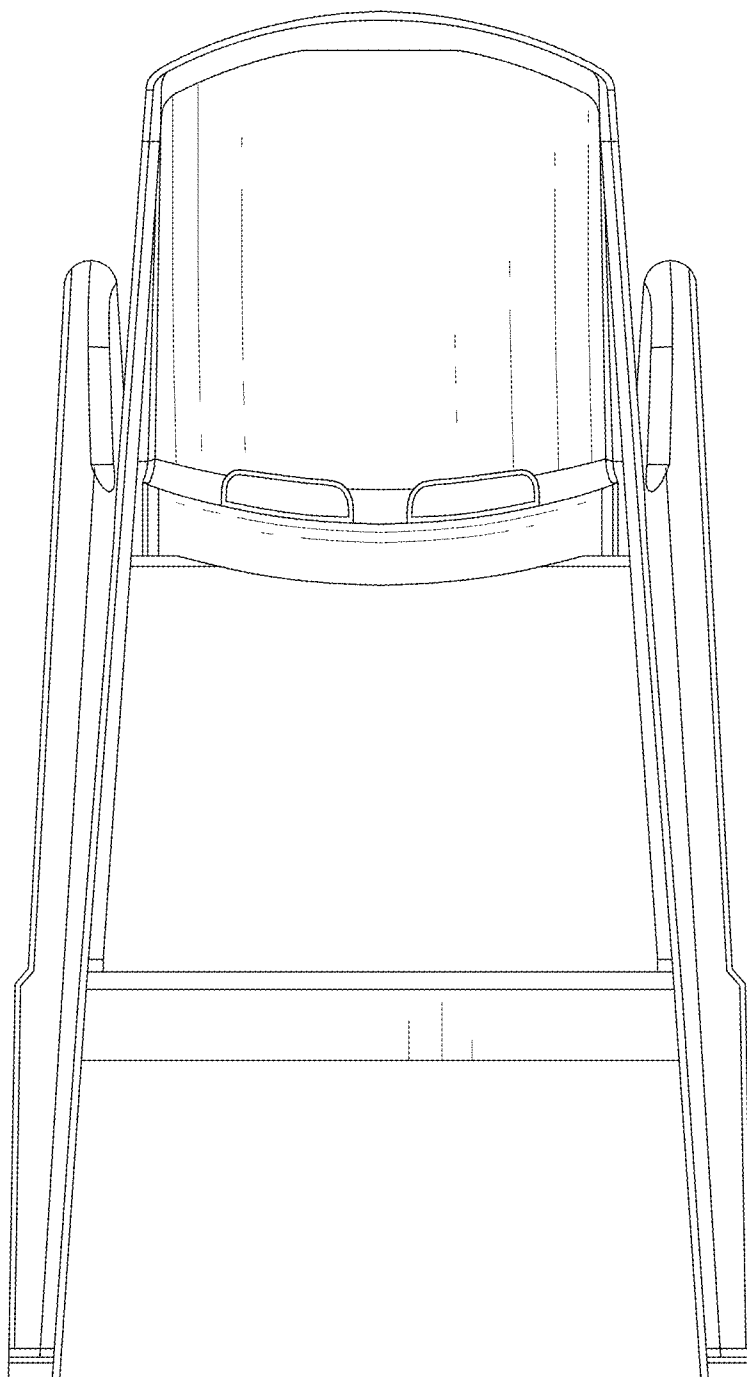
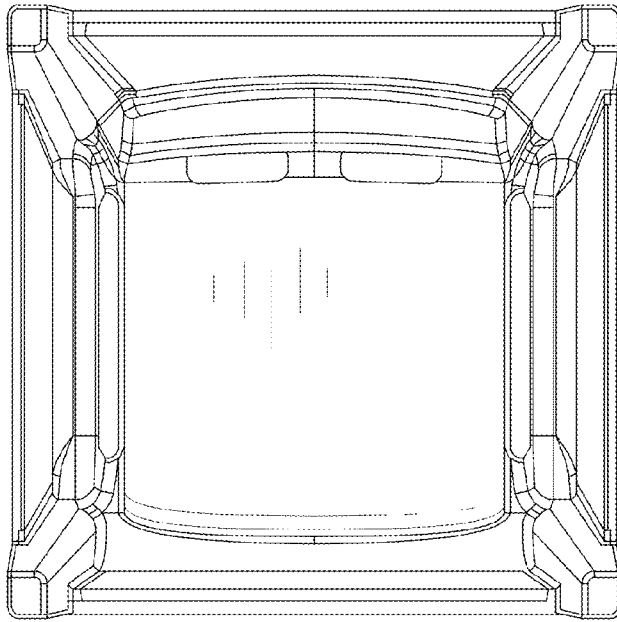


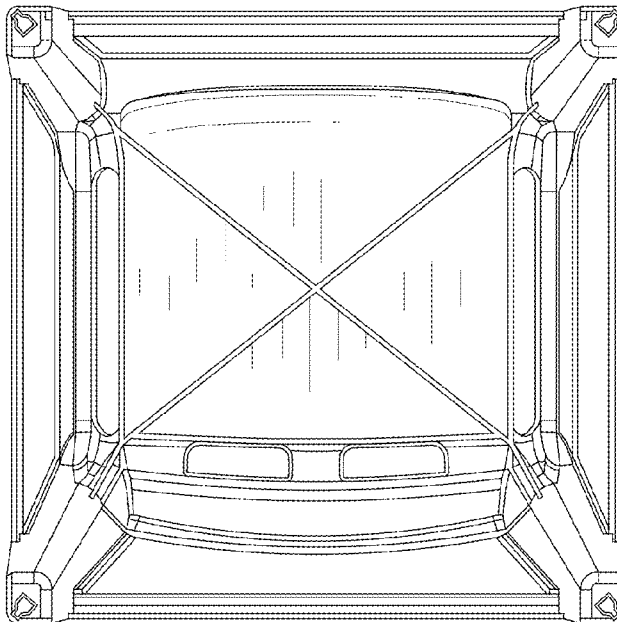
FIG. 2



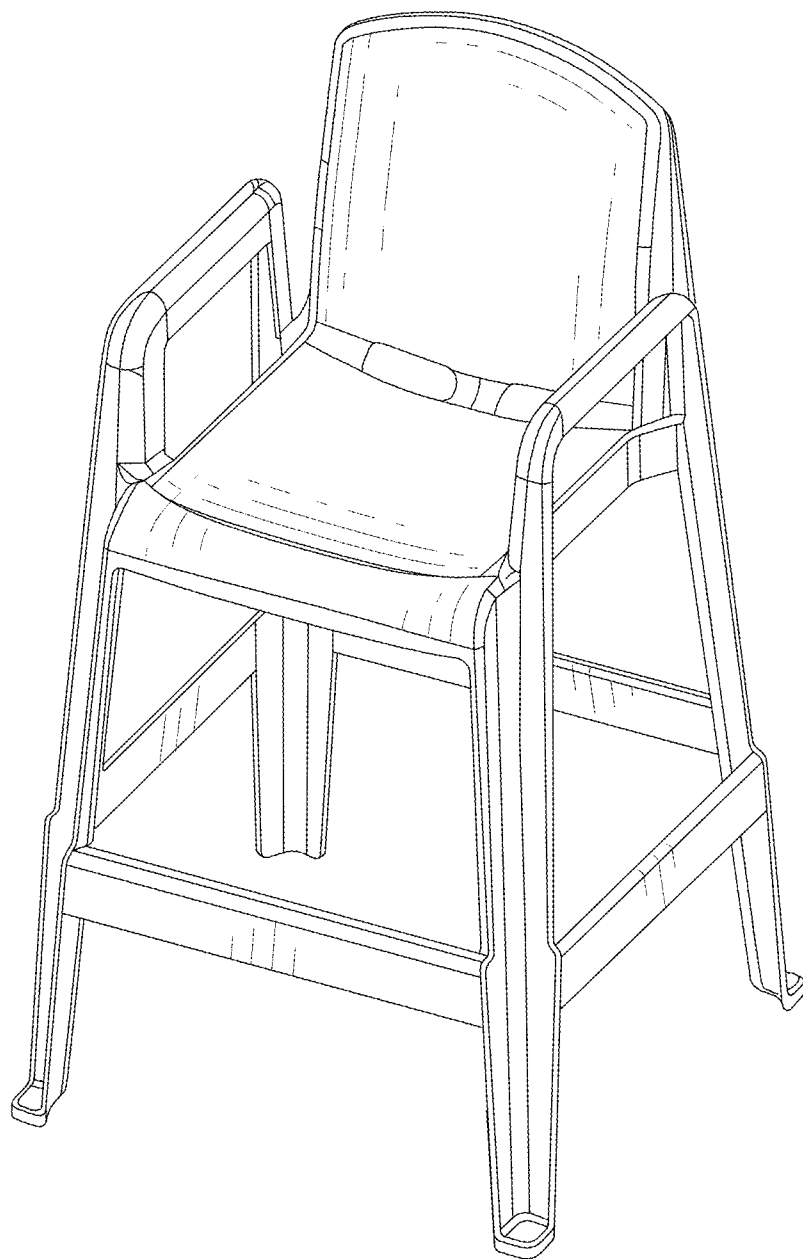
*FIG. 3*



*FIG. 4*



*FIG. 5*



*FIG. 6*

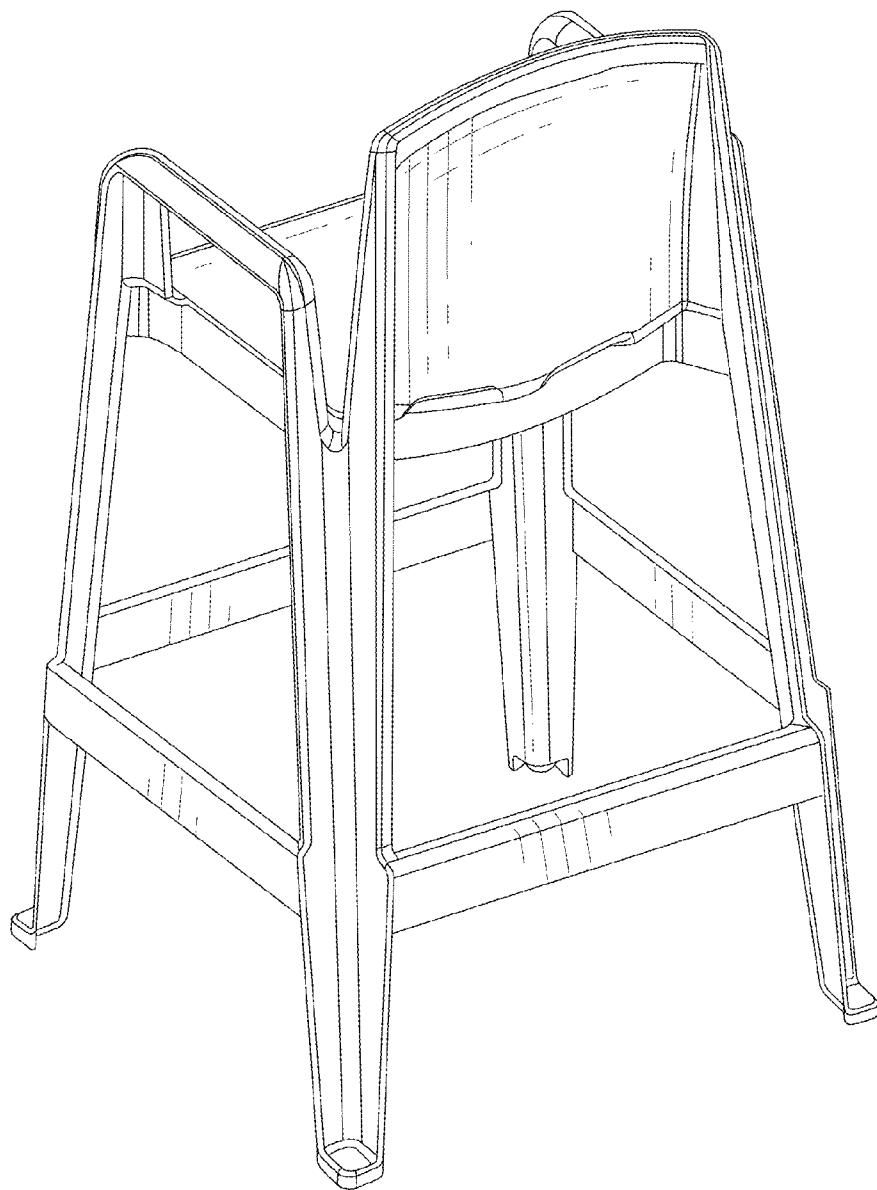


FIG. 7