



US00D602823S

(12) **United States Design Patent**
Tan et al.

(10) **Patent No.:** **US D602,823 S**
(45) **Date of Patent:** **** Oct. 27, 2009**

(54) **CAR BUMPER**

(75) Inventors: **Xin Tan**, Shenzhen (CN); **Jun Zhang**,
Shenzhen (CN); **Youmin Li**, Shenzhen
(CN)

(73) Assignee: **BYD Company Limited** (CN)

(**) Term: **14 Years**

(21) Appl. No.: **29/332,672**

(22) Filed: **Feb. 23, 2009**

(30) **Foreign Application Priority Data**

Aug. 28, 2008 (CN) 2008 3 0155708

(51) **LOC (9) Cl.** **12-16**

(52) **U.S. Cl.** **D12/169**

(58) **Field of Classification Search** D12/169,
D12/196, 171, 163, 216, 90-92, 86; 293/102,
293/113, 115, 117, 120; 296/180.1, 180.2
See application file for complete search history.

(56) **References Cited**

U.S. PATENT DOCUMENTS

D494,521 S	8/2004	Metros et al.
D494,910 S	8/2004	Metros et al.
D527,697 S	9/2006	Metros et al.
D541,719 S	5/2007	McChesney
D560,584 S	1/2008	Tant et al.
D584,664 S	1/2009	Johnson et al.
D584,665 S	1/2009	Johnson et al.
D586,269 S	2/2009	Suga et al.
D588,507 S	3/2009	Opfer et al.

D589,853 S	4/2009	Saridakis et al.	
D589,855 S	4/2009	Larson	
D591,650 S *	5/2009	Fu et al. D12/169
D593,008 S	5/2009	Fu et al.	
D597,092 S	7/2009	Wang et al.	

OTHER PUBLICATIONS

USPTO Transaction History of related U.S. Appl. No. 29/324,792, filed Sep. 19, 2008, entitled "Car Bumper," now U.S. Patent D591,650.

USPTO Transaction History of related U.S. Appl. No. 29/325,862, filed Oct. 7, 2008, entitled "Car Bumper," now U.S. Patent D593,008.

* cited by examiner

Primary Examiner—Melody N Brown

(74) *Attorney, Agent, or Firm*—Greenberg, Traurig, LLP

(57) **CLAIM**

The ornamental design for a car bumper, substantially as shown and described.

DESCRIPTION

FIG. 1 is a front view of a car bumper in accordance with the present design;

FIG. 2 is a rear view of the car bumper;

FIG. 3 is a left side view of the car bumper;

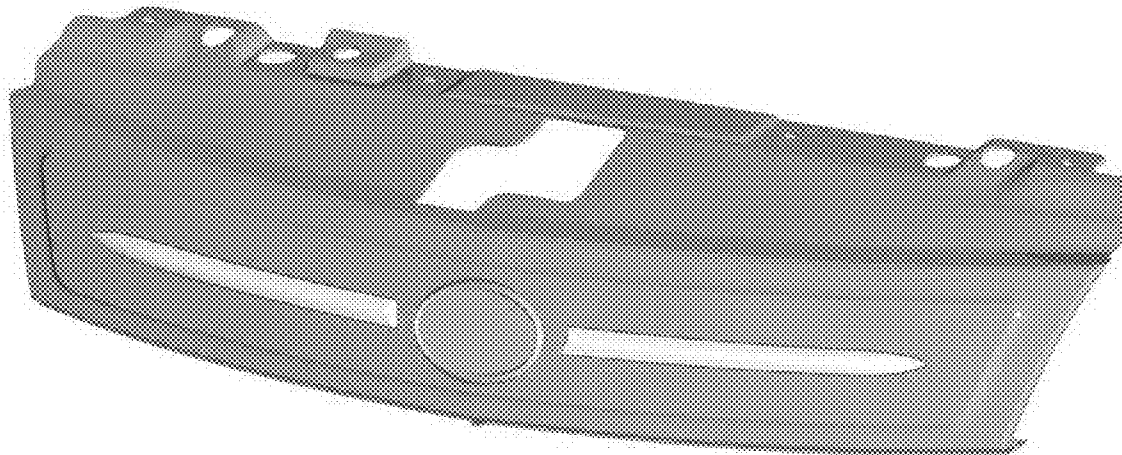
FIG. 4 is a right side view of the car bumper;

FIG. 5 is a top plan view of the car bumper;

FIG. 6 is a bottom plan view of the car bumper; and,

FIG. 7 is a perspective view of the car bumper.

1 Claim, 2 Drawing Sheets






FIG. 1




FIG. 2



FIG. 3



FIG. 4




FIG. 5

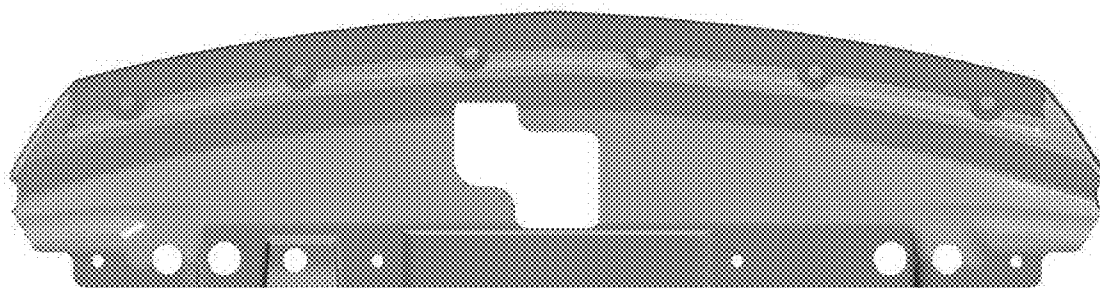


FIG. 6

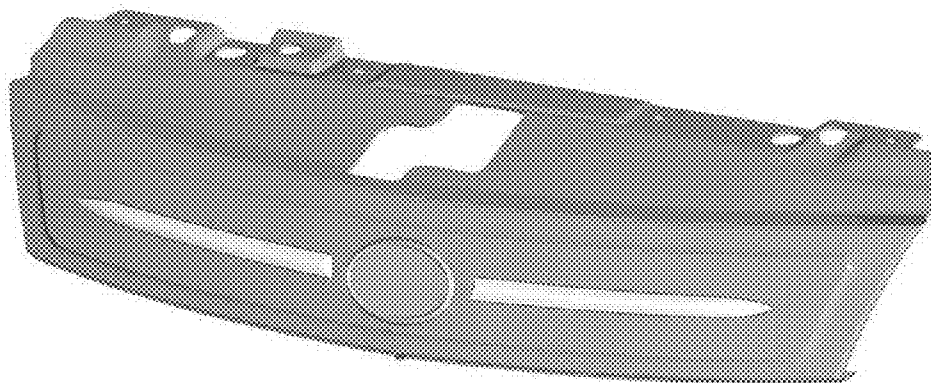


FIG. 7